



Grove - Circular LED

Release date : 9/20/2015

Version : 1.0

Wiki: [http://www.seeedstudio.com/wiki/Grove - Circular_LED](http://www.seeedstudio.com/wiki/Grove_-_Circular_LED)

Bazaar: <http://www.seeedstudio.com/depot/Grove-Circular-LED-p-1353.html>

Document Revision History

Revision	Date	Author	Description
1.0	Sep 21, 2015	Victor.He	Create file

Contents

Document Revision History	2
1. Introduction	2
2. Features	3
3. Schematic	4
4. Specifications	5
5. Interface	6
6. Usage	7
6.1 Hardware	7
6.2 Software	7
7. Source	8

Disclaimer

For physical injuries and possessions loss caused by those reasons which are not related to product quality, such as operating without following manual guide, natural disasters or force majeure, we take no responsibility for that.


Under the supervision of Seeed Technology Inc., this manual has been compiled and published which covered the latest product description and specification. The content of this manual is subject to change without notice.

Copyright

The design of this product (including software) and its accessories is under tutelage of laws. Any action to violate relevant right of our product will be penalized through law. Please consciously observe relevant local laws in the use of this product.

1. Introduction

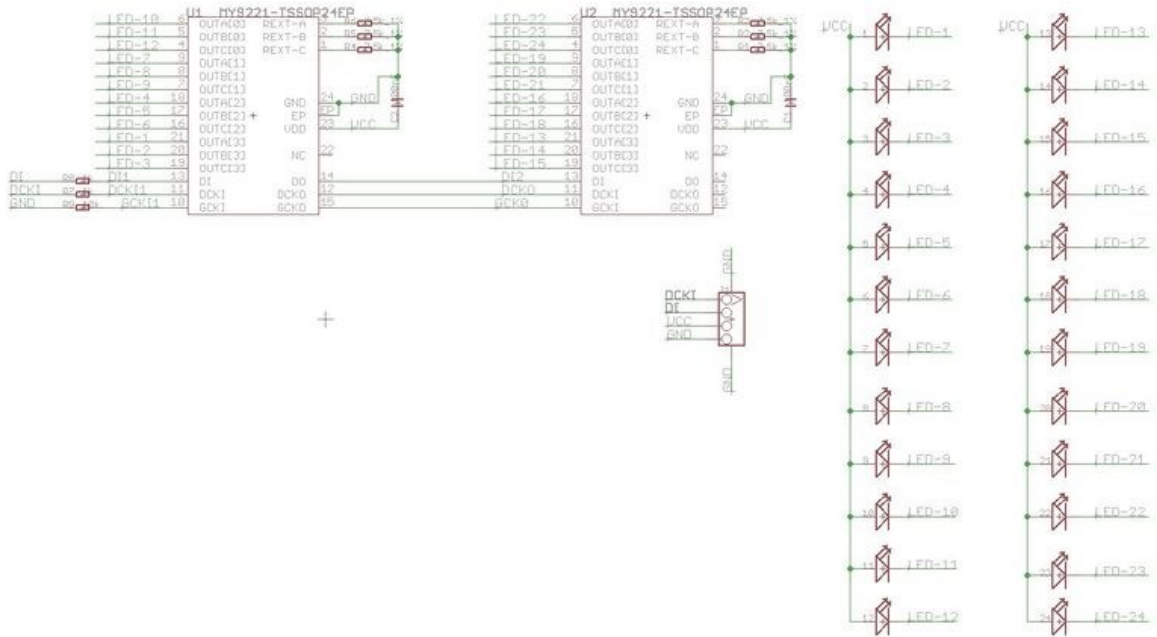
This is a unique ring— it has a flared body with 24 controllable LEDs. Maybe it will drive the inspiration out of you to make a glowing magic ring! There is a 1*1 square hollow-out in the middle of this module, where you can place a Grove Encoder in and make it a rotary visual encoder!



2. Features

- Circular shape
- 24 LEDs, about 5.5 mA drive current for each channel.
- Controllable LEDs with florid effects
- Grove Interface.

3. Schematic

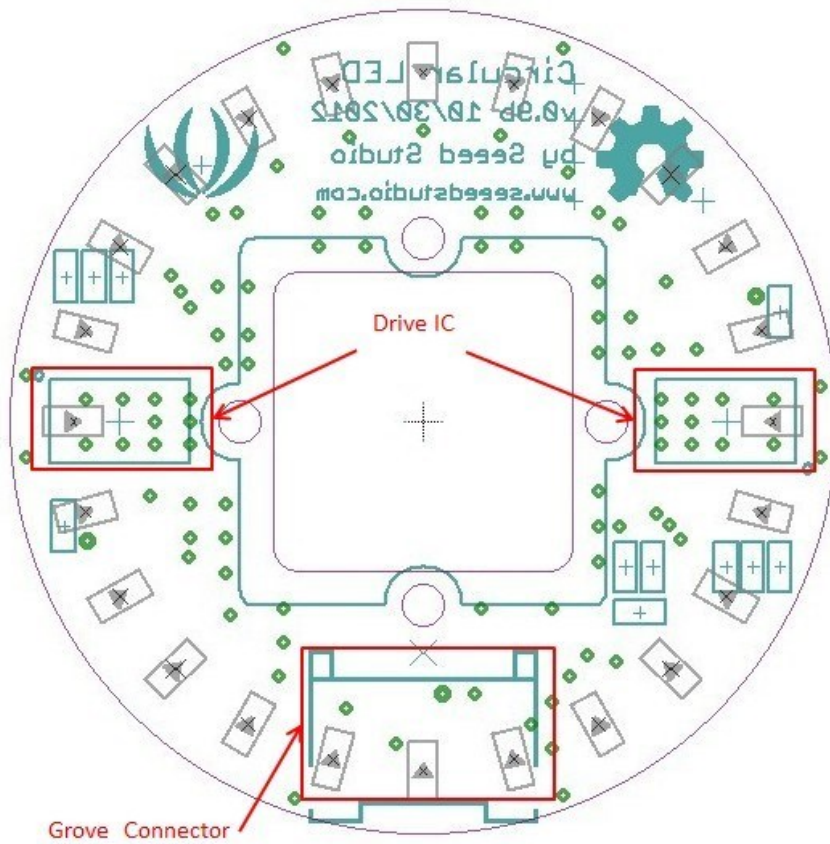


[Click](#) to view a more detailed one.

4. Specifications

Item	Min	Typical	Max	Unit
Voltage	4.5	5	5.5	VDC
Current	/	5.5 for each LED		mA
Dimension	Ring Form:4.5 diameter			mm
Net Weight	12			Gram

5. Interface




6. Usage

6.1 Hardware

With the definition "CircularLED circularLED1(10,9);" in the demo, please connect this module to the D9 Grove Connector of [Grove base shield](#) with the 4- pin Grove cable. You can also connect the "Yellow" signal to D9 and "White" to D10 with jumper wires.

6.2 Software

Please download the CircularLED lib and test this module with *CircularLEDtest* example. You can click [here](#) to learn how to upgrade the sketches.



Please also refer to the [Grove-Encoder](#) to learn more about this module.

7. Source

[CircularLED Library](#)

[Grove Circular LED schematics PDF File](#)

[Grove-circular LED eagle files](#)

Mouser Electronics

Authorized Distributor

Click to View Pricing, Inventory, Delivery & Lifecycle Information:

[Seeed Studio:](#)

[104030013](#)